

Data sheet | Item number: 2092-3524/002-000

1-conductor male connector; Gripping plate; 2.5 mm²; Pin spacing 7.5 mm; 4-pole; 2,50 mm²; light gray



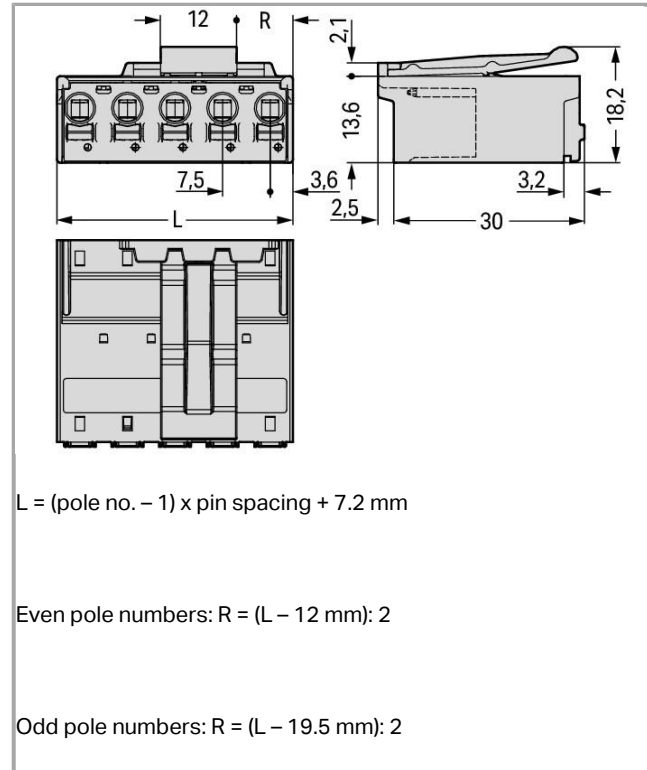
2092-3524_002-000



RoHS Compliant

[BOMcheck.net](https://www.bomcheck.net)

Color:



Item description

- Universal connection for all conductor types
- Simple, push-in termination of solid and ferruled conductors
- Easy-to-use design does not require special tools
- Testing parallel to conductor entry – tip contact
- For “wire-to-wire” and “board-to-wire” connections
- Integrated release lever

Safety information 1:

The **picoMAX® pluggable connection system** is designed without breaking capacity for compliance with DIN EN 61984. When used as intended, MCS Connectors shall not be connected/disconnected when live or under load. The circuit design should ensure header pins, which can be touched, are not live when unmated.

Data

Electrical data

Ratings per IEC/EN 60664-1

Rated voltage (III / 3)	400 V
Rated impulse voltage (III / 3)	6 kV
Rated voltage (III / 2)	630 V
Rated impulse voltage (III / 2)	6 kV
Rated voltage (II / 2)	1000 V
Rated impulse voltage (II / 2)	6 kV
Rated current	16 A

Approvals per UL 1059

Rated voltage UL (Use Group B)	300 V
Rated current UL (Use Group B)	15 A
Rated voltage UL (Use Group D)	300 V

Connection data

Connection technology	Push-in CAGE CLAMP®
Actuation type	Push-button
Solid conductor	0.2 2.5 mm ² / 24 12 AWG
Fine-stranded conductor	0.2 2.5 mm ² / 24 12 AWG
Fine-stranded conductor with ferrule with plastic collar	0.25 1.5 mm ²
Fine-stranded conductor with ferrule without plastic collar	0.25 2.5 mm ²
Strip length	9 10 mm / 0.35 0.39 inch
Total number of connection points	4
Total number of potentials	4
Number of connection types	1
Number of levels	1
No. of poles	4

Geometrical Data

Pin spacing	7.5 mm / 0.295 inch
Width	29.7 mm / 1.169 inch
Height	18.2 mm / 0.717 inch
Depth	32.6 mm / 1.283 inch

Mechanical data

Design	With gripping plate
--------	---------------------

Plug connection

Contact type (pluggable connector)	Male connector/plug
Connector connection type	for conductors
Mismatching protection	No
Locking of plug-in connection	Male locking latch

Material Data

Color	light gray
Material group	I
Insulating material	Polyphthalamide (PPA GF)
Flammability class per UL94	V0
Clamping spring material	Chrome nickel spring steel (CrNi)
Contact material	Electrolytic copper (E _{Cu})
Contact plating	tin-plated
Fire load	0.247 MJ
Weight	10.162 g

Environmental Requirements


Limit temperature range	-60 +100 °C
-------------------------	-------------

Commercial data

Product Group	26 (picoMAX)
Country of origin	DE
GTIN	4050821164852
Customs Tariff No.	85366990990

Approvals / Certificates



Radio-Approvals

Logo	Approval	Additional Approval Text	Certificate name
	CB DEKRA Certification B.V.	IEC 61984	NL-49737
	KEMA/KEUR DEKRA Certification B.V.	IEC 61984	71- 102261



Country specific Approvals

Logo	Approval	Additional Approval Text	Certificate name





	CB DEKRA Certification B.V.	IEC 61984	NL-49737
	CSA DEKRA Certification B.V.	C22.2	2362521
	KEMA/KEUR DEKRA Certification B.V.	IEC 61984	71-102261

Other Approvals

Logo	Approval	Additional Approval Text	Certificate name
	cURus Underwriters Laboratories Inc.	UL 1059	E45172
	UR Underwriters Laboratories Inc.	UL 1977	E45171

UL-Approvals

Logo	Approval	Additional Approval Text	Certificate name
	cURus Underwriters Laboratories Inc.	UL 1059	E45172
	UR Underwriters Laboratories Inc.	UL 1977	20170428-E45171

Downloads

Documentation

Additional Information

Technical explanations	Apr 3, 2019	pdf 3.6 MB	Download
------------------------	-------------	---------------	----------

CAD/CAE - Smart Data

CAD data

3D Download 2092-3524/002-000	URL	Download
-------------------------------	-----	----------



Product family

picoMAX

Show all products from the family

Subject to changes.
